
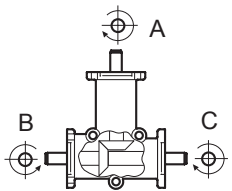
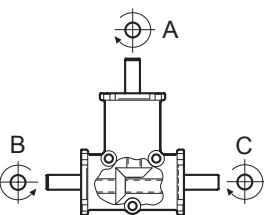
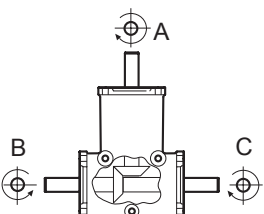
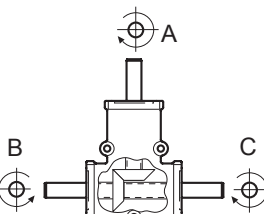


Rinvii angolari di precisione serie CHT



Mod,RB

Tipo	albero	rapporto	entrata	uscita	tipo	codice	peso kg,
	Ø 8	1/1	A	B	1	R1081101	0,3
	Ø 8	1/1	A	C	2	R1081102	
	Ø 8	1/2	A	B	3	R1081203	
	Ø 8	1/2	A	C	4	R1081204	
	Ø 8	1/1	A	B-C	5	R1081105	
	Ø 8	1/2	A	B-C	6	R1081206	
	Ø 15	1/1	A	B	1	R1151101	1,1
	Ø 15	1/1	A	C	2	R1151102	
	Ø 15	1/2	A	B	3	R1151203	
	Ø 15	1/2	A	C	4	R1151204	
	Ø 15	1/1	A	B-C	5	R1151105	1,2
	Ø 15	1/2	A	B-C	6	R1151206	
	Ø 20	1/1	A	B	1	R1201101	3,4
	Ø 20	1/1	A	C	2	R1201102	
	Ø 20	1/2	A	B	3	R1201203	
	Ø 20	1/2	A	C	4	R1201204	
	Ø 20	1/1	A	B-C	5	R1201105	3,5
	Ø 20	1/2	A	B-C	6	R1201206	
	Ø 25	1/1	A	B	1	R1251101	5,5
	Ø 25	1/1	A	C	2	R1251102	
	Ø 25	1/2	A	B	3	R1251203	
	Ø 25	1/2	A	C	4	R1251204	
	Ø 25	1/1	A	B-C	5	R1251105	5,8
	Ø 25	1/2	A	B-C	6	R1251206	

Rinvii angolari di precisione serie CHT

Mod,RP

	Tipo	albero	rapporto	entrata	uscita	tipo	codice	peso kg,
1		Ø 8	1/1	A	B	1	R3081101	0,6
		Ø 8	1/1	A	C	2	R3081102	
		Ø 8	1/2	A	B	3	R3081203	
		Ø 8	1/2	A	C	4	R3081204	
		Ø 8	1/1	A	B-C	5	R3081105	
		Ø 8	1/2	A	B-C	6	R3081206	
2		Ø 14	1/1	A	B	1	R3141101	2
		Ø 14	1/1	A	C	2	R3141102	
		Ø 14	1/2	A	B	3	R3141203	
		Ø 14	1/2	A	C	4	R3141204	
		Ø 14	1/3	A	B	5	R3141305	
		Ø 14	1/3	A	C	6	R3141306	
		Ø 14	1/1	A	B-C	7	R3141107	
		Ø 14	1/2	A	B-C	8	R3141208	
		Ø 14	1/3	A	B-C	9	R3141309	
3		Ø 14	1/1	A	B-C	10	R3141110	1,9
		Ø 14	1/2	A	B-C	11	R3141211	
		Ø 14	1/3	A	B-C	12	R3141312	
4		Ø 14	1/1	A	B-C	13	R3141113	3,2
		Ø 14	1/1	A	C-D	14	R3141114	
		Ø 14	1/2	A	B-C	15	R3141215	
		Ø 14	1/2	A	C-D	16	R3141216	
		Ø 14	1/3	A	B-C	17	R3141317	
		Ø 14	1/3	A	C-D	18	R3141318	
		Ø 14	1/1	A	B-C-D	19	R3141119	
		Ø 14	1/2	A	B-C-D	20	R3141220	
		Ø 14	1/3	A	B-C-D	21	R3141321	
5		Ø 19	1/1	A	B	1	R3191101	4,5
		Ø 19	1/1	A	C	2	R3191102	
		Ø 19	1/2	A	B	3	R3191203	
		Ø 19	1/2	A	C	4	R3191204	
		Ø 19	1/3	A	B	5	R3191305	
		Ø 19	1/3	A	C	6	R3191306	
		Ø 19	1/1	A	B-C	7	R3191107	
		Ø 19	1/2	A	B-C	8	R3191208	
		Ø 19	1/3	A	B-C	9	R3141309	
6		Ø 19	1/1	A	B-C	10	R3191110	4,4
		Ø 19	1/2	A	B-C	11	R3191211	
		Ø 19	1/3	A	B-C	12	R3191312	
7		Ø 24	1/1	A	B	1	R3241101	4,6
		Ø 24	1/1	A	C	2	R3241102	
		Ø 24	1/2	A	B	3	R3241203	
		Ø 24	1/2	A	C	4	R3241204	
		Ø 24	1/3	A	B	5	R3241305	
		Ø 24	1/3	A	C	6	R3241306	
		Ø 24	1/1	A	B-C	7	R3241107	
		Ø 24	1/2	A	B-C	8	R3241208	
		Ø 24	1/3	A	B-C	9	R3241309	